

St Andrew's CE Primary School

Grandale
Sutton Park
Hull
HU7 4BL



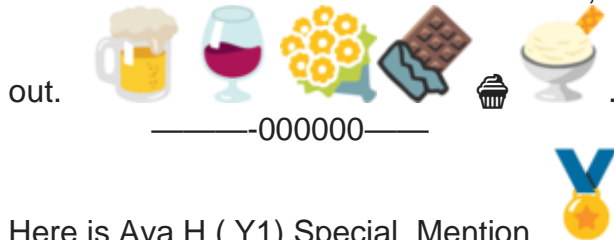
Tel: 01482 825659
Fax: 01482 879540
Email: admin@standrews.hull.sch.uk
Website: www.standrews.hull.sch.uk
Twitter: @RainbowStAndrew

NEWS/GH
19th January 2021

Hi Parents.... Our Special Mentions 'Reasons to be Proud' are for all sorts of great work or super behaviour or being kind or helping parents or teacher. We are trying to cover as many kids as possible whether working at home or in school.

Remember parents, you can only do as much as your family circumstances allow...as you can see from my examples I send you of how families are coping and organising their kiddies Home Learning, there is such a wide range of different family circumstances: eg:- parents who are full time at work...single parents -some with more than one kiddie +also full time at work....families with 3 or 4 kids +with a mix of Primary and Secondary School children...those with very young children etc. and YOUR STORIES OF HOW YOU ARE COPING ARE INSPIRATIONAL FOR OTHERS.....BUT WE HAVE ALWAYS EMPHASISED THAT YOU CAN ONLY DO WHAT YOUR FAMILY CIRCUMSTANCES ALLOW. YOU'RE DOING BRILLIANT.

More treats for the mums and dads and ,in some cases, grans and grandads who are helping



Here is Ava H (Y1) Special Mention
Mum tells me :-



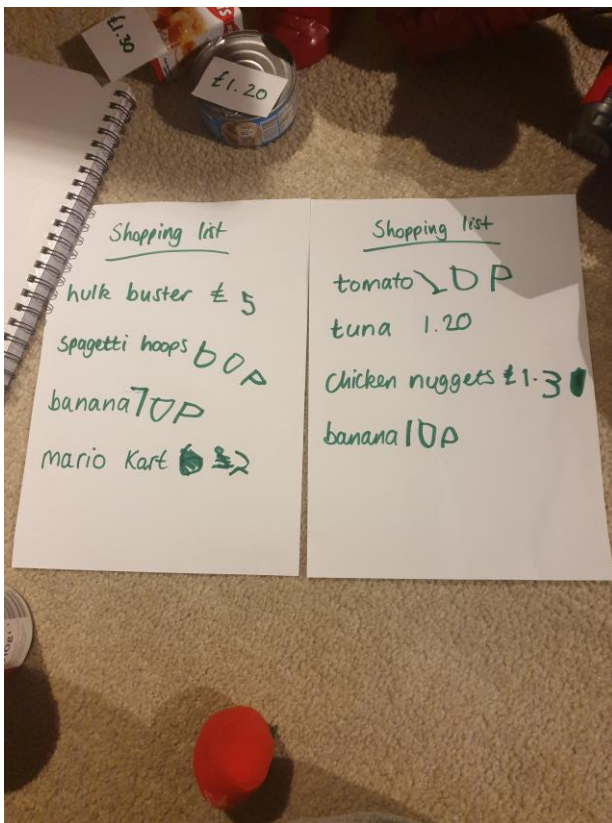
Ava....completes all her homework, reading and spellings with a smile. She brought this home on Friday and said she wanted to colour it very carefully for Mrs Hairsine so it could go on the wall to help people smile. I am so proud of her.



Arthur D (Rec). ...fantastic concentration as Arthur does his sums using his made up shopping list



with help from mum. Another super idea. Well done mum...Brilliant work from Arthur.



Bradley (Year 1 Kingfishers) has been working hard on writing instructions to make a bus. We are very proud of all the hard work he is putting into all of his lessons every day. Brilliant! Well done,



Bradley.



• First get a box, and paint red.
• THEN Leave, To dry.
• Next cut out windows, and wheels
• and glue them on the bus.
• Finally be Proud what You Made